



GainSeeker® Suite Dynamic Reports

Save time, Standardize, Improve Customer Relations

Introducing GainSeeker Suite Dynamic Reports, a powerful new module that puts you in command of customer communications.

Dynamic Reports is a Crystal Reports®-style application that enables you to create highly customized reports. Dynamic Reports helps you:

- Work faster
- Work smarter
- Get more done with fewer resources, and in less time
- Focus your attention on truly important tasks, instead of drudgery
- Improve the quality of your communications

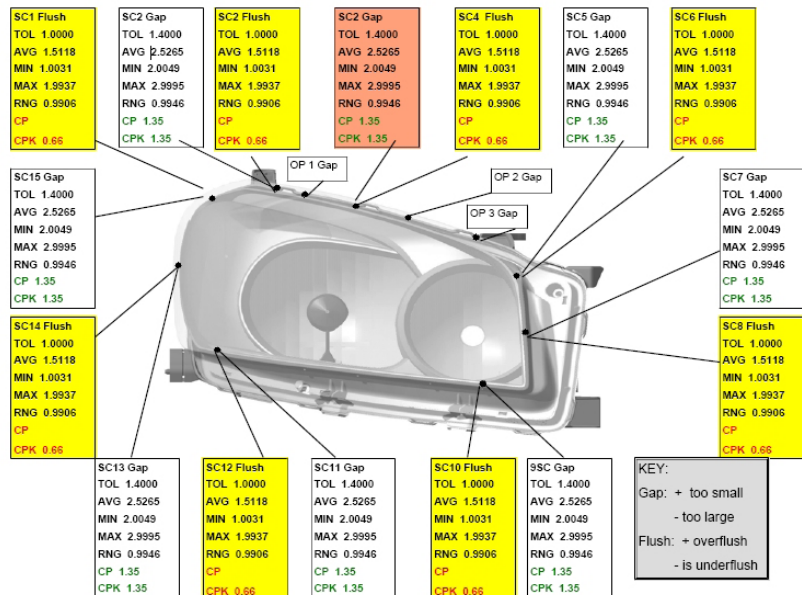
Dynamic Reports module lets you combine raw data, statistics, and/or images in a single report. For example, a custom report can layer summary statistics and performance data for multiple features on top of a photo of the product. Leader lines visually connect the data summaries to the product features, making it easy to connect the dots between statistics and performance.

“We have useful data without the burden of having to be a data jockey.”

Stacey Fugate
Valeo Sylvania

443 HL Rh Capability w/targets

1/15/2010



Dynamic Reports helps you:

- Work faster
- Work smarter
- Get more done with fewer resources, and in less time
- Focus your attention on truly important tasks, instead of drudgery
- Improve the quality of your communications

The photo and call-outs make it easy to communicate with customers about specific features. The Dynamic Reports module automatically updates this report with the current information, saving the user many hours of cutting and pasting data into Excel or Word.

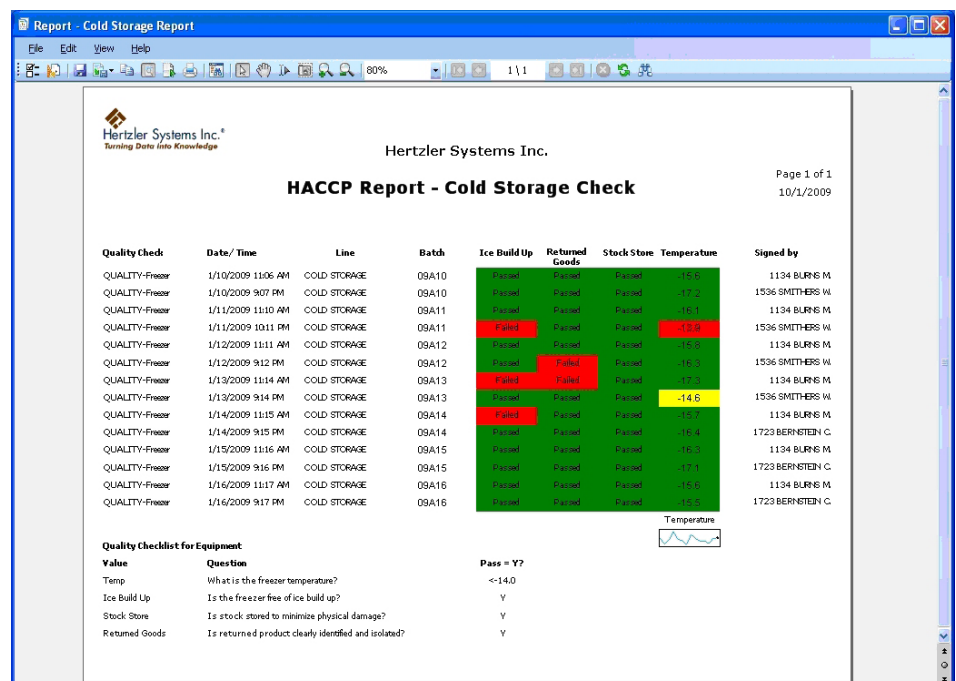
Dynamic Reports gives you many additional capabilities for customizing reports, such as:

- including data from a custom query on the current database connection
- including data retrieved from other data sources
- performing mathematical functions
- user interaction with finished reports
- executing Visual Basic code
- complete control over layout, colors and fonts
- and many other options

The Dynamic Reports module lets you define every aspect of a report and then publish that report on a periodic basis.

You may find the Dynamic Reports module especially useful if your customers ask for a Certificate of Analysis.

Another example combines variable and attribute data on a single page. Passing conditions are noted in green, while failures and warnings are highlighted in red and yellow, respectively. A Sparkline chart for Temperature (in the lower right corner of the report) is a tiny trend chart that packs a tremendous amount of information in a tiny space.



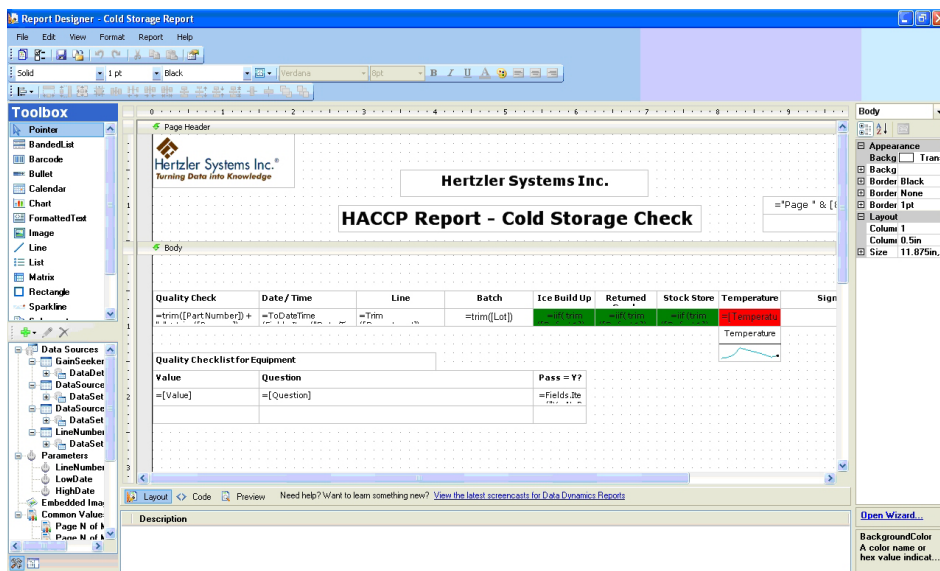
Sample Custom Report Highlighting Warnings and Failures, with SparkLine

Using Dynamic Reports

The Dynamic Reports module gives you full control over what data you include on the report, and how the report looks.

A report can include any GainSeeker Suite data. In some cases you can even include data from other data sources such as your ERP system, or another MES system. If you can build a query, you can use the data in a Dynamic Report.

Dynamic Reports are designed using a visual editor.



Dynamic Reports Visual Editor

The editor lets you drag and drop tools (such as Tables or a Matrix) from the Toolbox onto the Report Body. In the Report Body you can define headers and footers, and group and subtotal data by various categories. You can add Sparklines to the reports, calculate derived values, or define special formatting based on data results. For example, you can use green to indicate when data are good, and red to flag failures. You can also embed GainSeeker Charts in the report body, and define page headers and footers. Page headers and footers can include logs, time and date stamps, page numbers, and so forth.

Client and Server Editions available

The Client Edition of Dynamic Reports is part of the GainSeeker Suite. The client edition links to the corporate data source, and operates on client computers.

GainSeeker Suite Server Edition (sold separately) includes Dynamic Reports. The Server Edition includes all the functionality of the Client Edition, plus it supports publishing reports to the Internet or a corporate Intranet. This means you can automatically post reports on a corporate web site where they can be viewed in a browser without purchasing any additional software.

"Dynamic Reports lets you know ... where the concern is. That's why the customer likes it so much. It's a one page visual report that allows them to make quick responses. And that's the key point: quick responses and quick corrective actions. Time is money."

Stacey Fugate
Valeo Sylvania

Develop your skills... or use Hertzler's

Whether you need a few pointers to build on what you already know about database reporting tools (such as Crystal Reports or Microsoft Access), or need a full turn-key solution to a specific problem, Hertzler Systems will partner with you to get you started on the right foot.

Designing reports requires knowledge of both GainSeeker and the conventions of report writer tools. For GainSeeker users who are already familiar with a report writer such as Crystal Reports, this will not be difficult.

If you'd like to learn to develop your own custom reports, we offer comprehensive training for you and your staff. Or you can use a trained Hertzler consultant to build reports to your specifications.

For more information about training or custom report development, contact our Sales Team at sales@hertzler.com, or call 800-958-2709.

[Click here](#) for a case study about Dynamic Reports.

Crystal Reports is the trademark(s) or registered trademark(s) of SAP AG in Germany and in several other countries. Microsoft Access is a trademark or registered trademark of Microsoft.



Hertzler Systems Inc.®

Turning Data into Knowledge

2312 Eisenhower Dr. N.
Goshen, IN 46526
Phone: (574) 533-0571
Fax: (574) 533-3885
Email: info@hertzler.com

"In the past we could only react when a customer screamed. We couldn't be proactive. Now we're able to look at what we have and try to be proactive if we see trends. It means a lot to the customer if you're proactive. It's just a good business practice. It keeps them in the loop. They feel like we're looking out after them, which we are."

Joe Elkins,
Valeo Sylvania

For the latest hardware and operating systems requirements, as well as other information about Dynamic Reports, please visit hertzler.com.